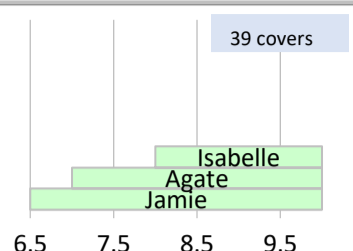

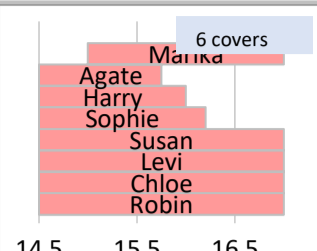
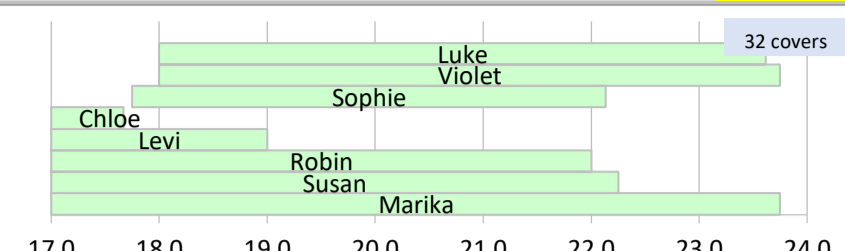



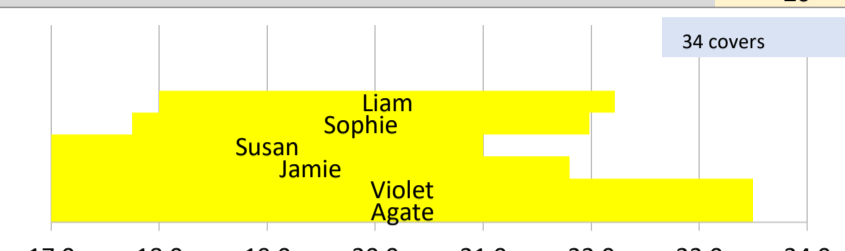
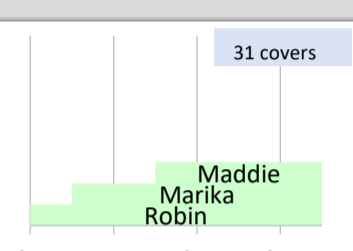



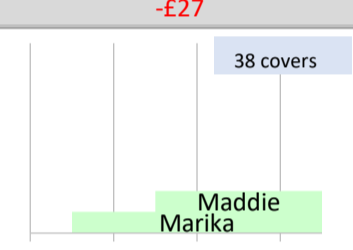


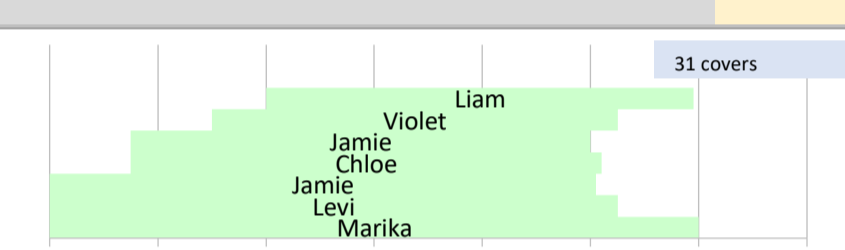



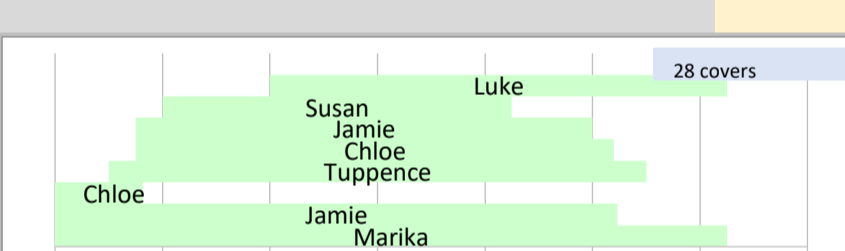



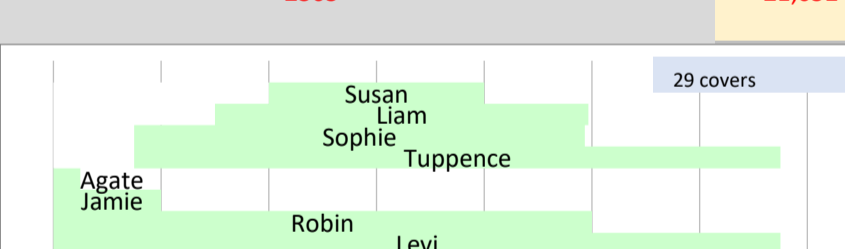
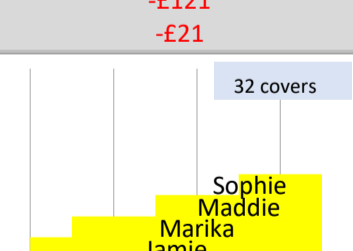
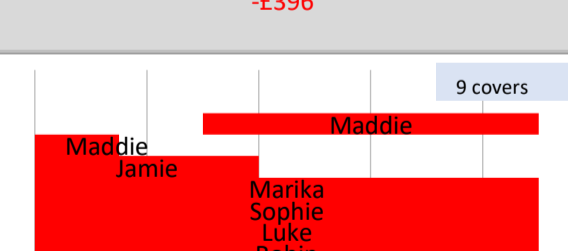

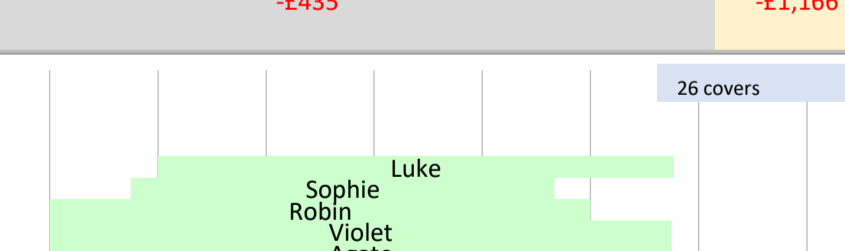


# F&B 7 day summary

COVERS	Breakfast	Lunch	Tea	Dinner	AVG
Saturday 05-Sep-20					42%
Staff cost%	26%	45%	48%	26%	34%
FnB Sales	£557	£960	£449	£1,748	£3,714
Wages	-£148	-£432	-£217	-£457	-£1,253
CoS					£0
Sunday 06-Sep-20					46%
Staff cost%	37%	75%	36%	40%	46%
FnB Sales	£475	£534	£510	£1,080	£2,599
Wages	-£174	-£403	-£184	-£433	-£1,194
CoS					
Monday 07-Sep-20					58%
Staff cost%	32%	82%	99%	52%	58%
FnB Sales	£443	£445	£164	£764	£1,816
Wages	-£142	-£363	-£162	-£394	-£1,061
CoS	-£27				
Tuesday 08-Sep-20					40%
Staff cost%	19%	65%	61%	32%	40%
FnB Sales	£545	£606	£259	£1,318	£2,729
Wages	-£103	-£393	-£159	-£424	-£1,078
CoS	-£38				
Wednesday 09-Sep-20					36%
Staff cost%	19%	56%	39%	30%	36%
FnB Sales	£558	£737	£434	£1,233	£2,961
Wages	-£106	-£409	-£171	-£365	-£1,052
CoS	-£23				
Thursday 10-Sep-20					46%
Staff cost%	26%	76%	178%	31%	46%
FnB Sales	£460	£521	£120	£1,418	£2,519
Wages	-£121	-£396	-£215	-£435	-£1,166
CoS	-£21				
Friday 11-Sep-20					44%
Staff cost%	36%	126%	97%	25%	44%
FnB Sales	£457	£259	£132	£1,295	£2,144
Wages	-£164	-£327	-£129	-£328	-£947
CoS	-£27				

## 7-day Staff Cost Average 42%